



# YORK COUNTY HAZARD MITIGATION PLAN UPDATE PUBLIC MEETING #2

# House keeping

- Meeting is being recorded
- Exits/Restrooms
- **Sign-In!!**
  - In-Person- Sign-In Sheet
  - Virtual- Leave name/municipality(s)/organization/email in chat
- Questions- As we proceed with presentation
  - On-line please raise your hand

# Agenda

- Recap from March 3 Public Meeting
- Survey 2- Hazard Identification and Prioritization Survey
- Hazard Profiles
- Survey 3- Municipal Capabilities Survey
- Mitigation Action Identification

# Recap from March 3 meeting

- Required 5-year Update to the York County Hazard Mitigation
- Disaster Mitigation Act of 2000/Stafford Act
- Regional Plan - Municipal participation required
- This will be 4th iteration of Plan
- Hazard Mitigation- Any sustained action taken to reduce or eliminate long-term risk to life and property from a hazard event. The primary purpose is to systematically identify policies, actions, and tools.

# Timeframes



# Survey 2- Hazard Identification Prioritization

Identify risk to each York County municipality by the 25 hazards

Judge support for proposed changes  
(previous meeting & Survey 1)

Identify hazard priorities, Plan strengths  
and weaknesses, familiarity with Plan and  
preferred communication

56  
municipalities  
81  
stakeholders

# Municipal Hazard Frequency

## Top 5 – MUNICIPAL

1. Winter Storm
2. Windstorm
3. Flooding
4. Extreme Temperatures
5. Transportation Incidents

## Top 5 – PUBLIC

1. Winter Storm
2. Transportation Incidence
3. Windstorm
4. Extreme Temperatures
5. Substance Use Disorder

# Hazard Severity

## Top 5 – MUNICIPAL

1. Hurricanes
2. Pandemic
3. Flooding
4. Transportation Incidents
5. Tornado/Winter Storm (tie)


## Top 5 – PUBLIC

1. Pandemic
2. Hurricanes
3. Flooding
4. Transportation Incidents
5. Winter Storms


Top 5 is  
same  
for both



# Overall impact



Pandemic  
Substance Use  
Disorder  
Flooding



Winter Storm  
Nuclear Incidents  
Transportation  
Incidents

# YORK COUNTY TOP 3 HAZARDS



## Municipal

- Flooding
- Hurricanes
- Substance Use Disorder

## Public

- Flooding
- Substance Use Disorder
- Transportation Incidents

# Other Survey HIGHLIGHTS



Over half of all respondents are familiar with the Plan



Social media is the preferred outreach



Greatest strengths of plan include detail, planning ahead, raising awareness, hazard ranking by municipality



Issues not adequately addressed include emerging threats, local resources, lack of municipal requirements, transportation accidents and drug abuse as hazards

# CHANGES- Plan now includes 25 hazards

## □ Added:



## □ Modified:



Includes decommissioning of TMI

Expanded to include stormwater flooding

Renamed Environmental Hazards; now includes rail incidents

Also includes cyberterrorism and malicious utility tampering

# NEW Hazard Profiles

## Substance Abuse

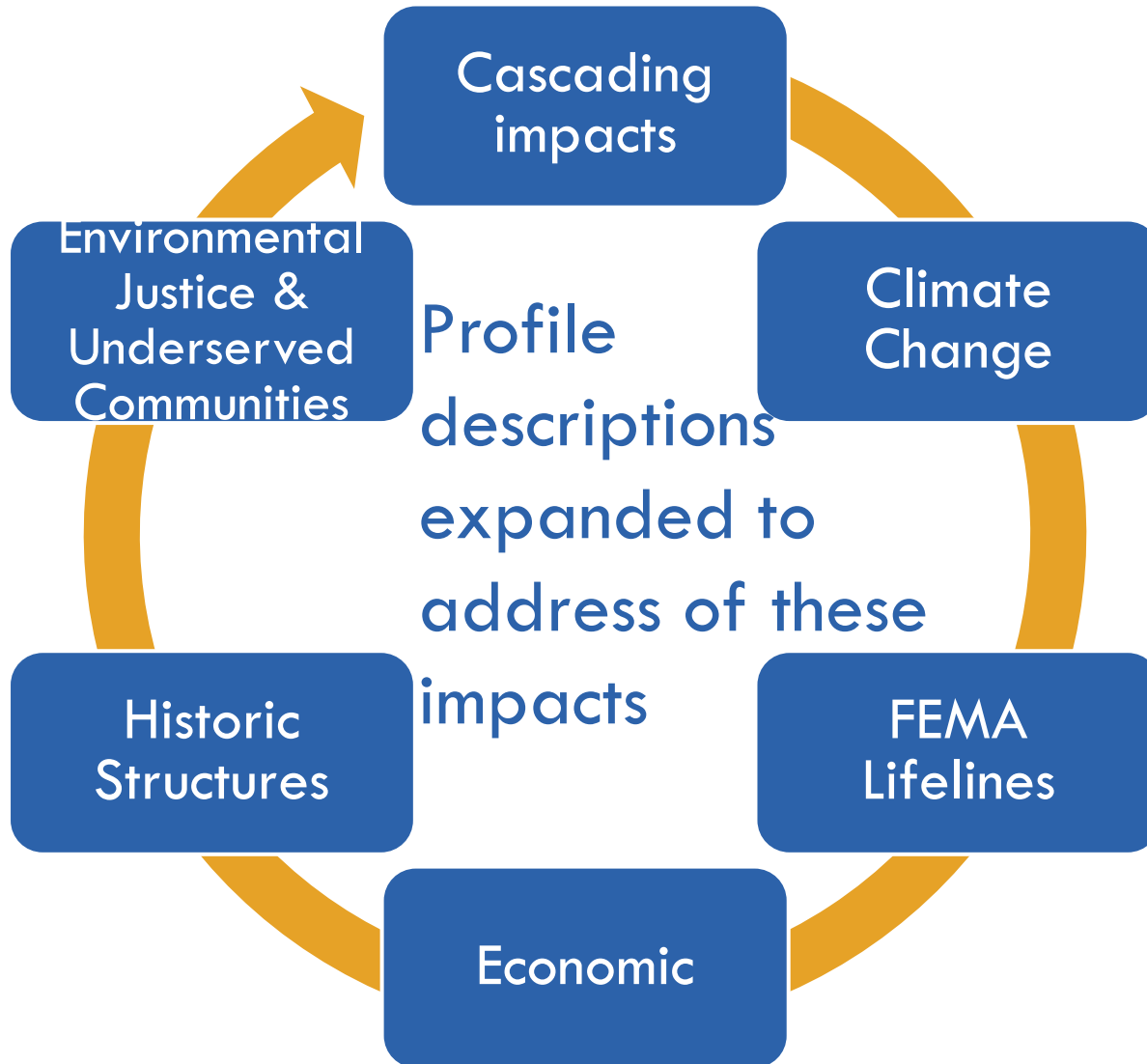
**Disorder-** Occurs when an individual becomes physically dependent on a drug, either legal or illegal.



## Transportation Incidents-

Technological hazards involving the nation's system of land, sea, and air transportation infrastructure.





# Next steps

Finalize draft profiles

Put online for comment and to identify Hazard Mitigation Actions

Planning Team will rank Hazards

# Survey 3- Municipal Capability Assessment

Self Assessment of Planning/Regulatory, Administrative/Technical/, Financial, and Education/Outreach Capabilities to address hazard mitigation

Included separate Stakeholders Survey and evaluation of the County efforts

55  
municipalities  
80  
stakeholders



# Municipal Capability Assessment

- Extensive Survey-
  - Plans, Ordinances, Programs Capability- 20 Questions
    - Ask for Responsible Party and Effect on Hazard Mitigation
    - =>50%- Haz Mit Plan, EOP, Planning Tools, Stormwater, Building Code, Floodplain Ordinance/Plan, Fire Code
    - <50%-Disaster Recovery, Evacuation Plans, Continuity of Operations, NFIP, CRS, Historic Pres., Capital Improvement Plan, Open Space, Natural Resources, Economic Dev., farmland Pres.

# Municipal Capability Assessment

- Administrative/Technical Capability- 9 Questions
  - Follow-up Questions- Department Responsible, Hazard Mitigation Capabilities
  - =>50%- Hazard Mit. Exp., Engineer, EMC
  - <50%- Planners, Floodplain Manager, Surveyor, Scientist, GIS, Grant Writer
- Financial Capability – 8 Questions
  - Follow-up Questions- Department Responsible
  - =>50%- CDBG, Water/Sewer Fees, Inter. Gov. Agreements
  - <50%- Capital Improvement Prog, Special Purpose Tax, Gas/Electric Fees, Stormwater Fees, Dev. Impact Fees, General Obligation, revenues or bonds

# Municipal Capability Assessment

- Education and Outreach Capability- 7 questions
  - ▣ Follow-up Questions- Department Responsible
- =>50%- Ongoing public education or information program
- <50%- Firewise Communities Certification, StormReady Certification, Natural Disaster or Safety Related School Programs, Public-private partnership initiatives addressing disaster related issues, Local citizen groups or non-profit organizations focused on environmental protection, emergency preparedness, access and functional needs populations

# Municipal Self Assessment

	LIMITED	MODERATE	HIGH
Planning and Regulatory	29.41% 10	50.00% 17	20.59% 7
Administrative and Technical	38.24% 13	44.12% 15	17.65% 6
Financial	35.29% 12	44.12% 15	20.59% 7
Education and Outreach	41.18% 14	41.18% 14	17.65% 6

# Public Capability Assessment highlights

How would you rate to develop & manage tools to keep you safe from a disaster

- Municipal and County are both moderate

Planning/tools you would recommend

- Municipal-Emergency Operations Plan, Disaster Recovery Plan and Evacuation Plan
- County- Evacuation Plan, Disaster Recovery Plan, Hazard Mitigation Plan

# Public Capability Assessment highlights

How would you rank planning and regulatory capability?

- Municipal(45%) and County (53%) are both moderate

Level of Staffing-  
What is lacking?

- Municipal-GIS, Scientist, Surveyor
- County- Code Enforcement and Scientist



# Public Capability Assessment highlights

How would you rank financial resources to fund hazard mitigation activities?

- Municipal(49%) and County (51%) are both moderate

Support using these resources for hazard mitigation purposes

- Municipal-CDBG, Haz Mit grants, intergovernmental agreements
- County- CDBG, capital improvements, Haz Mit grants

# Public Capability Assessment highlights

How would you rank ability to access funding to educate residents on hazard mitigation?

- Municipal(45%)- limited and County (56%)- moderate

What education and outreach programs should be used?

- Ongoing public education or information programs
- Natural disaster or safety-related school programs
- Seasonal emergency management and mitigation outreach



# Municipal Capability

- Rank Municipal ability to implement strategies that reduce vulnerabilities to hazards?

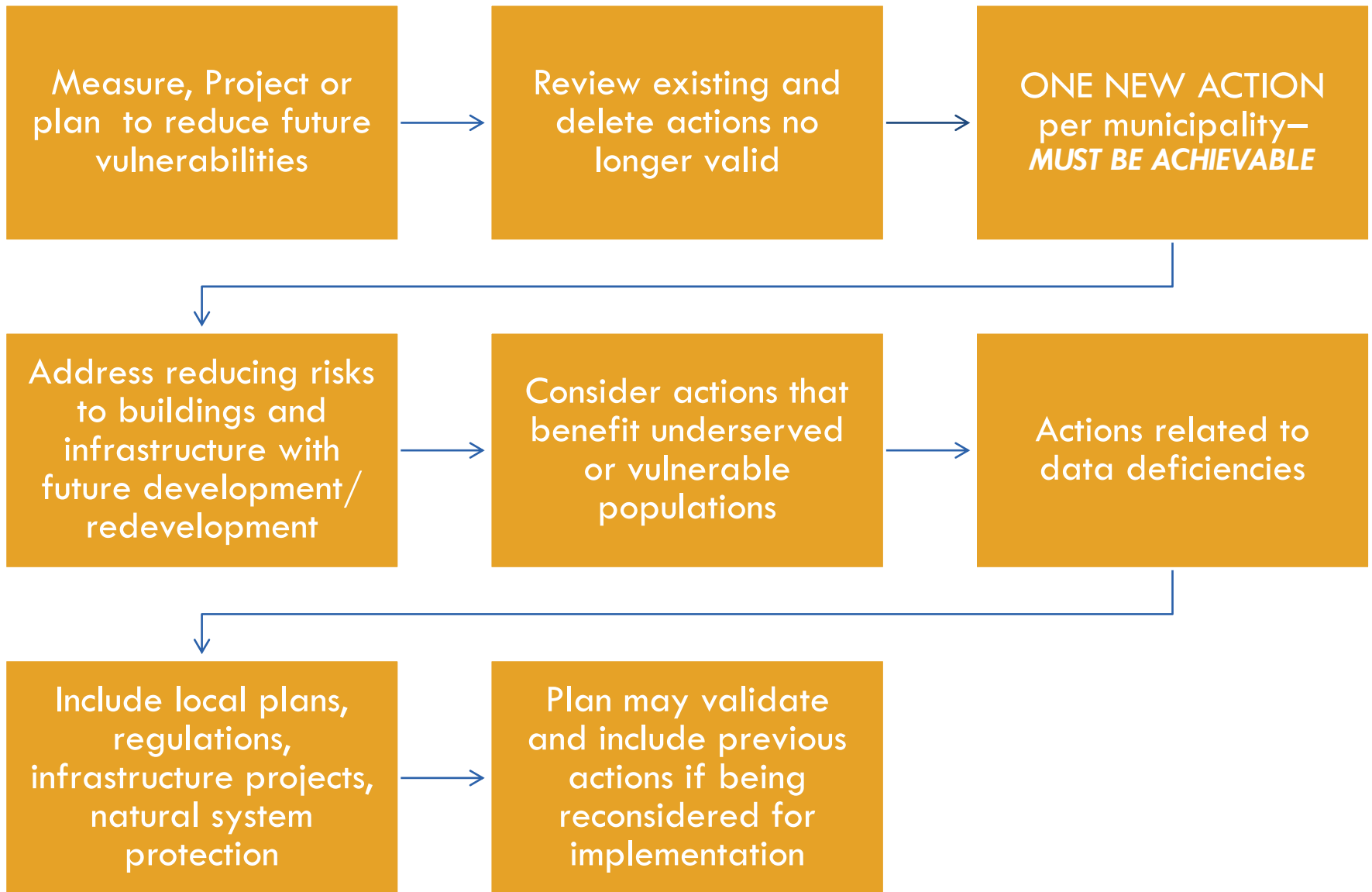
	LIMITED	MODERATE	HIGH
Planning and Regulatory	47.06% 32	39.71% 27	13.24% 9
Administrative and Technical	35.29% 24	50.00% 34	14.71% 10
Financial	38.24% 26	44.12% 30	17.65% 12
Education and Outreach	41.79% 28	44.78% 30	13.43% 9

# County Capability

- Rank County ability to implement strategies that reduce vulnerabilities to hazards?

	LIMITED	MODERATE	HIGH
Planning and Regulatory	20.59% 14	54.41% 37	25.00% 17
Administrative and Technical	20.59% 14	55.88% 38	23.53% 16
Financial	14.71% 10	67.65% 46	17.65% 12
Education and Outreach	19.12% 13	55.88% 38	25.00% 17

# Mitigation Actions



**YORK COUNTY 2024 HAZARD MITIGATION PLAN UPDATE**  
**Mitigation Action Worksheet**

**\*Please complete the following two tables for each identified action/project with as much detail as possible, using the guidance beginning on page 3.**

**Municipality Name(s):** \_\_\_\_\_

**Name and Title of Person Completing Worksheet:** \_\_\_\_\_

**Action Number:** \_\_\_\_\_

 **Mitigation Action Name:** \_\_\_\_\_

1)Hazard Addressed	
2)Problem Description	
3)Action/Project Description	
4)Other Actions Considered	
5)Mitigation Action Type	
6)Goals Met	
7)Benefits	
8)Estimated Cost	
9)Lead Organization	
10)Potential Funding Source(s)	
11)Projected Timeline for Completion	



**YORK COUNTY 2024 HAZARD MITIGATION PLAN UPDATE**  
**Mitigation Action Worksheet- Action Ranking**

**Municipality:** \_\_\_\_\_

**Action Number:** \_\_\_\_\_

**Mitigation Action Name:** \_\_\_\_\_

**RANKING CRITERIA CONSIDERATIONS**

Criteria *	Ranking
Life Safety	
Property Protection	
Cost-Effectiveness	
Technical Feasibility	
Political/Public Support	
Legal Authority	
Funding Feasibility	
Environmental Impacts	
Social Impacts	
Administrative Feasibility	
Multi-Hazard Effect	
Timeliness	
Local/Agency Champion	
Local Objectives Consistency	
<b>Total Ranking Score</b>	

Please-  
 A) Assign a (1), (-1), or (0) to each of the criteria for the proposed mitigation action using the following considerations:  
 1 = Highly effective, feasible, or supported  
 0 = Neutral  
 -1 = Ineffective, not feasible, or not supported  
 B) Total the 14 assigned rankings to arrive at a total action ranking score.  
 C) Insert the total ranking score in the bottom row.

\*The Criteria considered are further defined on page 5.

# Action Survey

We will need your input by 8/31/2023!


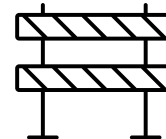

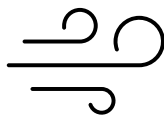

We will provide the following information

Cover letter and instructions

Hazard Identification Information Sheet

Hazard Ranking Sheet

Sources to help identify actions



# What Actions Are Needed?



# Close

- Questions?
  
- Contact Information
  - Roy Livergood, Senior Planner
  - [yorkhazmit@ycpc.org](mailto:yorkhazmit@ycpc.org)
  - (717) 771-9870 ext. 1756